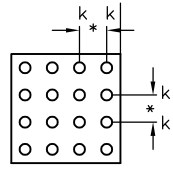
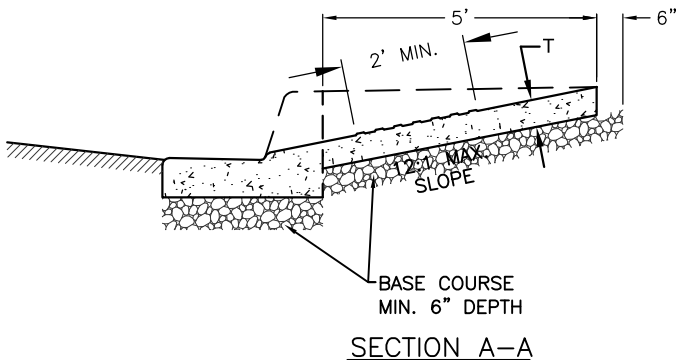
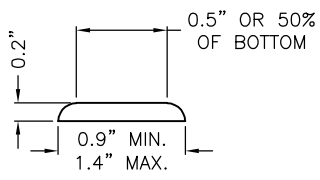


TABLE OF DIMENSIONS		
DIMENSION		ZONE
T	4"	RESIDENTIAL
	4"	COMMERCIAL



\* SPACING  
1.6" MIN.  
1.2" MAX.



CONTRACTOR MUST CONSULT CITY ENGINEER FOR APPROPRIATE CONSTRUCTION OF DETECTABLE WARNING DEVICES.

DETECTABLE WARNING DETAIL  
- RAISED TRUNCATED DOMES -

**GENERAL NOTES:**

1. PLACE EXPANSION-CONTRACTION JOINTS (JOINT FILLER MATERIAL) THE FULL DEPTH OF CONCRETE PLUS 1", FLUSH WITH TOP OF CONCRETE.
2. LOCATE DETECTABLE WARNINGS SO THAT THE EDGE OF NEAREST THE CURB LINE OR OTHER POTENTIAL HAZARD IS 6 TO 8 INCHES FROM THE CURB LINE OR OTHER POTENTIAL HAZARD.
3. TRUNCATED DOME PATTERN SHALL BE A MIN. SIZE OF 2' x 4'. STAMPED CONCRETE PATTERN WILL NOT BE ACCEPTED.

**WHEEL CHAIR RAMP  
COMBINATION CURB, GUTTER & SIDEWALK**

**STANDARD DRAWING NO.  
212**